

RISK ASSESSMENT SRA 58 **COVID-19 SECURE**

Activity covered by this assessment	Location	Date
WORKING IN DOMESTIC PROPERTIES	UK Wide	25 September 2020

Significant Hazards - using Risk Matrix - P x S

		Assessment of Risk		
		Low	Medium	High
A	Biological hazards (contracting COVID-19)			25
B	Biological hazards (transmitting COVID-19)			25
C	Mental health & wellbeing			20

Persons at Risk:- engineers, property residents, members of the public

Control Measures to be taken to eliminate or reduce the risk of the above hazards causing harm

Compliance with:

Evotech's Safety, Health & Environmental Policy and Arrangements
 Evotech's COVID-19 Infection Control Policy
 Evotech's SRA 57 - Working in or from Evotech vehicles
 HM Government's 'Working safely during COVID-19 in other peoples homes' Guidance

Note: follow all advice set out in SRA 56: Working in client sites (commercial) as well as the specific requirements below.

Prior to commencing work in any domestic dwelling confirm if the resident(s) has or is self-isolating, or has or has had COVID-19 symptoms / illness. The helpdesk will screen the resident/client prior to issuing the work however; the engineer should phone the client before making access arrangements to ascertain whether covid symptoms are or have been evident.

Complete a risk assessment for the works to be undertaken taking special notice of the infection control measures needed to protect yourself and any co-workers whilst undertaking the works. If the risks are deemed to be to great do not enter the premises.

Gain approval to commence works from a company director before undertaking any works, having provided them with a copy of your risk assessment.

Advice previously provided on risks, symptoms and control measures should be considered / referred to at all times.

Where it has been established that a positive case of COVID-19 or symptoms of are being experienced by people within the dwelling then two Evotech engineers are to be in attendance. Where additional employee assistance is required, relevant safety measures are to be implemented and followed. Work should only be undertaken in a household which is isolating because someone from the household has symptoms or where a person is shielding if there is a direct risk to the safety of the occupants or building. For example, electrical, gas or water failure/escape or where the main source of heating or cooking has failed.

When working in a household where someone is clinically vulnerable, but has not been asked to shield, for example, the home of someone over 70, prior arrangements should be made with vulnerable people to avoid any face to face contact, for example, when answering the door. You should be particularly strict about handwashing, coughing, and sneezing hygiene, always cover your mouth and nose with a single use tissue and dispose of immediately and wash your hands.

Request in advance that households leave all internal doors open to minimise contact with door handles

Communicate with the household prior to arrival to discuss how the work will be carried out to minimise risk to all parties

Clean regularly touched surfaces and objects using cleaning products supplied by Evotech.

Where employees identify a change in conditions of safety with increased levels of risk, they are to stop work, remove themselves to a safe area and seek advice from the help desk/line manager/call out manager before proceeding further.

Immediately prior to attending site, residents should undertake the following steps:

- All surfaces on the route an engineer would need to navigate are thoroughly cleaned with disinfectant;
- All door handles and touch points to be cleaned with disinfectant;
- The property must be well ventilated with windows opened;
- A nominated sink preferably in a bathroom or WC should be cleaned to allow the operative to wash their hands;
- All occupiers will be required to house themselves in a separate room to the engineer undertaking work;
- Individuals in the household must not approach the operative whilst in the property.

The engineer is to call the resident before they enter site to confirm the additional cleaning measures have been carried out. If a resident fails to confirm this, then engineers are directed NOT to enter. The resident must open the door to allow access before retreating to a separate room.

Engineers must maintain personal hygiene and follow relevant safe control measures whilst inside the dwelling, which includes keeping a minimum distance of 2 metres from any occupants.

The resident must provide sufficient time for the engineer to undertake the works safely.

Engineers must keep in regular contact with the helpdesk and/or line manager/on call manager.

Upon completion of works, on leaving the property, immediately remove all infection control PPE and place into a suitable plastic bag. Seal the bag and place inside a second bag and seal securely. Dispose of in accordance with hazardous waste guidelines.

Wash your hands immediately afterwards using soap and warm water for 20 seconds or use suitable hand sanitiser.

Note: It is ultimately your decision to proceed or not to proceed with the works once you have completed a risk assessment and have considered all the facts regarding any possible infection within the work area.

Managerial / Supervisory:

Ongoing review of client COVID-19 risk assessments
 Frequent communications with staff whilst working in domestic properties
 Regular team meetings with staff to review / assess the risk assessment and controls

Training:

Toolbox talk on COVID-19 working safely in or from a company vehicle
 Toolbox talk on COVID-19 working safely in domestic properties
 Safety Media COVID-19 online training module

Additional information:

NHS provides advice on what CV19 is, what the risks are, the symptoms, how CV19 is spread, and how to avoid catching or spreading germs (simple Do's and Don'ts), visit: www.nhs.uk/conditions/coronavirus-covid-19
 WHO (World Health Organisation) provides awareness information regarding CV19, visit: www.openwho.org/courses/introduction-to-ncov
 NHS 111 online provides advice on when to self-isolate and access to an online interactive and personal checklist, visit: www.111.nhs.uk/covid-19
 HM Government's 'Working safely during coronavirus' guidance, visit: www.gov.uk/guidance/working-safely-during-coronavirus-covid-19
 HM Government's 'Staying alert and safe (social distancing)' guidance, visit: www.gov.uk/government/publications/staying-alert-and-safe-social-distancing/staying-alert-and-safe-social-distancing

The above controls have been selected to eliminate, minimize and protect the health and safety of operatives and others that may be affected by the above activities. These controls have been designed to protect against the hazards recorded and should only be used in relation to those specific site conditions.

RISK ASSESSMENT


Assessment of remaining risks:

RISK ASSESSMENT SRA		
Low	Medium	High

A	Biological hazards (contracting COVID-19)		5	
B	Biological hazards (transmitting COVID-19)		5	
C	Mental health & wellbeing		5	


This assessment is to be reviewed monthly or when changes occur.

ASSESSMENT UNDERTAKEN:

Signed: 	Name:	Mark O'Grady
Date of Assessment: 26/05/2020	Assessment Review:	26/06/2020


This assessment is to be reviewed monthly or when changes occur.

ASSESSMENT UNDERTAKEN:

Signed: 	Name:	Mark O'Grady
Date of Assessment: 26/06/2020	Assessment Review:	24/07/2020


This assessment is to be reviewed monthly or when changes occur.

ASSESSMENT UNDERTAKEN:

Signed: 	Name:	Mark O'Grady
Date of Assessment: 27/07/2020	Assessment Review:	27/08/2020

This assessment is to be reviewed monthly or when changes occur.

ASSESSMENT UNDERTAKEN:

Signed: 	Name:	Mark O'Grady
Date of Assessment: 27/08/2020	Assessment Review:	25/09/2020

This assessment is to be reviewed monthly or when changes occur.

ASSESSMENT UNDERTAKEN:

Signed:



Name:

Mark O'Grady

Date of Assessment: 25/09/2020

Assessment Review:

26/10/2020

This assessment is to be reviewed monthly or when changes occur.

ASSESSMENT UNDERTAKEN:

Signed:

Name:

Date of Assessment:

Assessment Review: